

It is time to feel...

From birth

Smile at your baby often



Give cuddles and hugs



Play with your baby

18-24 months

Feelings of being happy, angry or sad may show



2-3 years

Play next to other children




Encourage pretend play

Playstages

Ideas for your baby's learning

(Birth to 3 years)



This pamphlet was funded by the Shops Auxillary Health Promotion Incentive Grants 2003-2004, and was a joint project involving the Parenting Network and Occupational Therapy Services of the Women's & Children's Hospital Adelaide, 2005.



Government of South Australia
Children, Youth and Women's
Health Service

If you have any questions please contact your local children's hospital, community health centre, or child and youth health clinic.

It is time to move...

Help your baby's learning by following these developmental stages.


3-5 months

Move arms and legs
Roll from side to side



6-9 months

Sit and hold toys



9-12 months

Crawl and pull to stand



1-2 years

Walk, squat to play



2-3 years

Run, climb stairs,
pull large toys



It is time to play...

3-6 months

Reach out for toys



6-12 months

Play with
various hand toys



15-24 months

Build blocks,
post shapes,
scribble



2-3 years

Build towers,
draw,
thread beads



It is time to talk...


From birth

Talk to your baby




3-6 months

Make sounds,
look at your
baby's eyes




9 months

'Peek a Boo' games,
encourage babble



15-18 months

Look at picture books
and use single words



2-3 years

Use more words,
put words together,
ask questions

